Focal Point

Baltimore Camera Club

The Oldest Continually-Operating Photographic Society in the USA (Incorporated in 1884)

Baltimore Camera Club

Board of Directors:
President: Diane Bovenkamp
1st VP, Programs: Sandy Nichols
2nd VP, Competitions: Tom Gisriel
Secretary: Mel Holden
Treasurer: Jim Eichelman
Web Chair: Kent Sutorius
Members at Large: Kenny Epps, Guy Alston, Lynn Roberts, Diane Brunetti

Committee Members and Key Volunteers:
Competition Committee: Tom Gisriel, Guy Alston,
Kent Sutorius, Jim Voeglein, Tina Whitehead
Field Outing Committee: Lewis Katz, Kenny Epps
Member and Visitor Welcome: Tina Whitehead
Mentors: Kenny Epps, Walter Levy
Photographic Society of America Club Representative
for BCC: Diane Bovenkamp
Focal Point co-Editors: Lynn Roberts & Kent Sutorius

Program meetings are held weekly on Thursday nights on Zoom or in-person. All visitors are welcome (meeting starts at ~7:30—8 p.m.). See calendar (www.baltimorecameraclub.org/meetings.html) for details.

For more information, email the club President, Diane Bovenkamp (d_bovenkamp@yahoo.com) & visit our website www.baltimorecameraclub.org.

BCC is a Charter Member Club of the Photographic Society of America www.psa-photo.org and a Member of the Maryland Photography Alliance www.mdphotoalliance.org.

There is a Baltimore Camera Club YouTube page for accessing recorded videos of some Zoom presentations: https://www.youtube.com/channel/UCRe9N0w6Rog1iv51I0x0M9A

Please send feedback, ideas or article proposals for future Focal Point issues to luckylanefarm@gmail.com and kasutorius@gmail.com

A Step Back in Time

This Issue's Contents

Thanks to Diane Bovenkamp, Sandy Nichols, Lynn Roberts, Steve Sattler, Kent Sutorius, Phyllis Berger, Mel Holden, and Gary Faulkner for their contributions to this issue. Photos that appear in this newsletter are copyright of their respective owners. The opinions expressed in articles are held by the respective authors and do not represent the opinions of the Baltimore Camera Club, its Board, Focal Point Editors, or general membership.

Baltimore Camera Club 2
This Issue's Contents 3
President's Corner 4
Editor's Corner 6
Member Spotlight Mel Holden 8
How I Got the Shot by Phyllis Berger 10
MPA Corner by Steven Sattler 12
Lightroom Post Processing Tips by Lynn Roberts 14
Photoshop Post-Processing Tips by Phyllis Berger 15
Photography & Technology by Kent Sutorius 16
Fall Program Nights by Sandy Nichols 18
BCC at the MPA Awards Ceremony by Lynn Roberts 20
Fall Trip to Mingo, WV by Gary Faulkner 22
Green Mount Cemetery Field Shoot by Lynn Roberts 24
Honors & Accolades 26
Holiday Party by Lynn Roberts 28
October 5, 2023 Projected Digital - Theme: Water 30
October 19, 2023 - Color Print Competition 33
October 19. 2023 - Monochrome Print Competition 35
November 2, 2023 - Projected Digital Competition 37
November 16, 2023 Monochrome Print Competition 39
November 16, 2023 Color Print Competition 41
December 7, 2023 Projected Digital Competition - Theme: Trees 43
Competition Point Totals Compiled by Walter Levy 45
2024 Calendar - January -March 47
Parting Shot 48

Autumn Glory

President's Corner

As we come to the end of another year, I'm counting my blessings in many ways:

- I'm grateful that I have my health back after many weeks of pneumonia
- I'm grateful to have a roof over my head and food in my belly every day
- I'm grateful to be home after my super-busy fall of traveling to scientific conferences in Europe and around the U.S.
- I'm grateful that I'll get to see my extended family, soon, up in the Great White North, even if it's only for a few days a year
- I'm grateful that all of you put your trust in me to lead you for a second year as President of the club

On that last note, what a thrill to continue a time-honored legacy of leading our prestigious club. In case I haven't said this recently, the Baltimore Camera Club is the oldest continually-operating club in the United States. … Think about that. … Our logo says 1884, and that's when we were incorporated, but I have proof from microfiche of a Baltimore Sun newspaper publication from 1878 documenting the very first meeting of the club. So, that means only two other clubs in the U.S. started before us/around the same time (Boston Camera Club in 1881, Camera Club of New York in 1884), but they shut down for one reason or another. We've had volunteers step up to keep the club going continuously for 145 years. So, take pride in your club, and let's make even more of an effort to continue to grow our artistic vision and talents, as well as sharing our artistry with the city and the world.

As a preview, next Focal Point issue I will be starting a regular series about the history of the club. I have scrapbooks and photos and newspaper clippings, etc., going back to at least 1919, and financial books going back to the 1880s. I hope that you will enjoy taking a trip down memory lane with me as I research and uncover our club's past talented members and their service to the city, state, country, and globe. I'll also be looking for input on identities of people and places in unmarked photos, so be prepared to put your detective hats on with me. In the meantime, I will continue to enjoy meeting you every month.

In particular, I'd like to highlight a spectacularly fun in-person print competition that took place on November 17 at the church. I had forgotten how good it is to have quick hugs and handshakes while you catch up briefly with people you haven't seen in a while outside of the zoom 'Brady Bunch' 2D space. Then, the print competition was amazing with Robert (Bob) Creamer at the helm as judge. Not only were his critiques descriptive and helpful, but he also allowed a rather playful banter throughout. Congratulations to all the winners!

It was so good to support each other in our displaying of our artistic visions while having fun teasing and laughing with each other. It's a long drive from Ellicott City, but I'm going to try to come in person for every single Thursday that I'm not travelling for work. Please, please, PLEASE consider coming in person to the next meeting. I know you'll enjoy yourself tremendously AND I really want to hear more about your latest photographic escapades and what you've been up to with your life lately.

Heartfelt thanks to all the volunteers who made the print night go smoothly: Tom Gisriel, Guy Alston, Tina Whitehead, Kent Sutorius, Diane Brunetti, Mike L Washington, Jim Voeglein and Sandy Nichols. It takes a village! You guys are awesome. In addition, most of the same people are involved in the digital competitions. Thank you.

New volunteers are always welcome, so if you would like to contribute to the club, please contact me or one of the Board members. Every little bit helps, even if it's putting away just your own chair at the end of the evening.

Keep your friends and family close as we move to the new year and count your blessings. I know that I'm so grateful to be part of this club. Keep on taking those photos! I've included photos from the November print competition and some of my recent photos from the 'first frost' and other nature walks in my neighborhood for your viewing enjoyment.

Take Care,
Diane

Editor's Corner

By Lynn Roberts (co-Editor)

Ch-ch-ch-ch-Changes! Turn and face the stranger(s). (Can you tell I'm a David Bowie fan?)

Kent Sutorius and I are now serving as co-Associate Editors for Focal Point. Diane Bovenkamp served as the sole Editor for at least as many years as I've been a member of BCC. Having experienced how much effort editing Focal Point entails, I will remain perpetually overawed by Diane. Kent and I miss her leadership, but are forging on ahead as best we can.

Here are some changes that Kent and I are introducing. The biggest is that we're now issuing Focal Point on a **quarterly basis**. We aim to release issues the end of September; December; March; and June. So if you've been asked to contribute content, please get it to us a month before each newsletter is due to go out. This will allow time for formatting each issue.

Improvements. Kent is moving Focal Point to a 2-page spread. He's figured out how to hyperlink the Table of Contents so that you can click on any article that interests you rather than having to scroll through the whole issue. He's also figured out how to embed the images that have placed in competitions so that if you click on a thumbnail, the full-sized version will be pulled up.

Here are some of the **new features** we're trying to incorporate into Focal Point:

BCC: Your History. Our President, Diane Bovenkamp, recently acquired a treasure trove of information pertaining to the Club's history. She gave a talk on this very topic on July 15, 2021 (watch it on YouTube: https://www.youtube.com/watch?v=n7Mwpo9k-Eg). Diane has now agreed to provide regular columns describing the Club's rich history, beginning in 2024. And yes, our claim to being the oldest continually-operating photographic society in the USA is legitimate!

Member Spotlight. This is a feature we began last year, and hope to continue moving forward. In each issue, we'd like to highlight one member. It's our way of building community!

How I Got the Shot. In this feature, we're hoping to explore some of the wizardry that underlies a selected image.

We are also hoping to feature two articles in each issue related to **post-processing**. I (Lynn Roberts) will contribute a piece related to processing in **Lightroom/Camera Raw**. (Note: I'm largely self-taught, so if anyone else happens to be interested in contributing an occasional piece on post-processing in Lightroom/Camera Raw, we would welcome it!).

Phyllis Berger (with many years of experience teaching photography at Johns Hopkins) has also graciously agreed to contribute a video (or videos) related to post-processing in **Photoshop**.

Photography and Technology is a feature we introduced last year, led by Kent Sutorius.

Honors and Accolades. With this issue of Focal Point, we would like to begin to formally recognize the achievements of BCC members. Have you recently earned recognition for your images? For your contributions to good causes? Are your images appearing (or have they recently appeared) in exhibitions? Don't hide your light under a bushel – help us share the news! Cheering each other on will make us a stronger community of photographers.

Finally – what are we missing? What would make YOU read each Focal Point issue? We'd love to hear from you!

Land Wave

The Musician

Row Boat by the Lake

Grapevine Leaf

Member Spotlight
Mel Holden

What got you started in photography?

Art is not something I was drawn to growing up. Until my early adulthood, my time was spent in sports (track, cross country, cycling, swimming), education (K-12, and college) and part-time jobs. After two years in the army, graduating from college, and marriage, my time was spent with work, raising children, and leading some church affairs. And then came 'old' age.

Though I had point-and-shoot type cameras throughout my adulthood, it was more for taking snapshots and not focused on the art of photography. As a special gift, my wife bought me a Canon Powershot G5 in 2004. Now that the children were young adults, she wanted me to have a hobby that would interest me and give me something to do. The G5 was a pocket size digital camera, but it had all the manual controls (shutter, aperture, ISO, and more) that a full frame DSLR has. I believe I joined the Baltimore Camera Club in 2008 which provided interaction with other photography enthusiasts, frequent local photo shoots and Spring/Fall weekend field trips. I was also a member of the Port Orange Camera Club (POCC) in Florida for about 5 years.

What types of photography are you interested in?

Photography has helped me look at the world from different perspectives – to look at the big, the small, from up above to down below, from the broad view to the macroscopic. I don't focus on a particular type of photography, but rather fit photography into what I'm doing. Though I feel like I am always evolving, I tend to be drawn to street photography (people mostly), old buildings, nature, and landscapes.



I love big cities and street photography of people, primarily individuals and couples. I'm fascinated by people in their own world as they go about their personal activities.

In the US, I do a fair amount of cross-country road trips and use the opportunity to shoot landscape and nature photography. There is so much to see – the beautiful White Sands in New Mexico, the redwood forests

in California, the Grand Canyon, the red rocks in Nevada and southern Utah, the broad open spaces with carved hills in the Midwest and upper plains, the mysterious Smokey Mountains in the south and the large mountain ranges of the Sierra Nevada, the Rocky Mountains and the Appalachians that mark the ecological changes as we move across the country.

I've also been fortunate to do some world travel to Europe, South Africa, and Australia. Photography helps me capture the beauty that is around us throughout the world.

What camera/lenses do you use?

I started with Canon point and shoot. Other family members were using Canon gear, so I upgraded to a Canon full frame camera. Once I invested in lenses, it is difficult to switch brands, so that is still what I use. I recently migrated to the R5 mirrorless model. I have a variety of lenses from wide angle to telescopic lenses and a 100mm macro. Also, I frequently use my iPhone and have included a couple examples in this article.

Are there any achievements you have received that are special to you?

I haven't received any awards, but I have sold a couple of prints at charity auctions.

How I Got the Shot
by Phyllis Berger

The Story of a Photograph

It was another cold blustery day, more like December than July in the West of Ireland. I was sitting in my rental car waiting for the rain to pass. I had set up my camera on the tripod several times during brief clear spells, but always ended up with a lens full of raindrops.

I was on the Beara Peninsula, an ancient land of standing stones and castle ruins. In front of me was the gatehouse to the Puxley mansion, once one of the most magnificent addresses in the country. It was burned to the ground by the IRA during the War of Independence.

I loved the abandoned feel of the place and I felt that the road beside it would be a good spot for a self portrait. I have been working on a series about a mystical traveler on a spiritual quest, and this place had a timeless sense that I felt would be just right.

When the rain finally stopped, the light was perfect: cloudy bright. I set up the intervalometer in my camera to take 15 exposures at 5 seconds apart. I had just purchased a Nikon Z611 that would track me as I moved about. I set my ISO high at 640, knowing that I would still get good resolution without too much grain, and chose an aperture of f/16 to make sure that I would have enough depth of field as I moved about.

My first tries were not successful. I was thinking of Robert Frost's *Two Roads Diverged in a Yellow Wood* about life's choices, but the image was not dramatic enough. I thought I might collage a figure in the doorway of the gatehouse for me to interact with. But that did not work either.

The great part about solo travel is that you can experiment and explore and spend TIME, hours if you want to, exploring the intricacies of a place. The only factors that can derail you are the weather and the sun going down. In Ireland I am always racing against the rain. But the sun finally stayed out and I explored the the gate house from numerous points of view.

Because I am working on a narrative, I am always thinking of the story. I became intrigued by the boarded up windows that had the feeling of a gothic church, and thought they might lend themselves to some creative treatment in postprocessing.

I also decided to give myself a companion. I thought we would look through the windows together. So, I again set up the intervalometer and photographed myself two different times on either side of the window.

When I returned home I used masks and layers to create a collage with both figures. I liked the idea of them looking through what felt like dirty glass. I achieved this using a blending mode in Photoshop. It was difficult to make a selection to insert the seascape because there was poor contrast between the wood and the stone surrounding it. I spent quite a few hours refining a quick mask to make a good selection. But after the image was processed, I felt like the seascape did not fit with the narrative and also it was a bit too glaring a color shift.

So I went back to an earlier image from the series where I am trekking on a cliff path. I hope it feels like a look back in time with its sepia treatment and reference to an earlier part of the story. It seemed the perfect way to end my narrative.

For a project such as this I try to previsualize what the image will eventually look like. So there is a good bit of planning involved, with a healthy dose of serendipity, both in the moment and back at my computer in Photoshop. This image is called *Looking Back.*

MPA Corner
by Steven Sattler

"When EF Hutton Talks, People Listen!"

There I go again! You're probably thinking what the heck is he talking about?

Think back. If you walked into a crowded room of people who watched TV in the 1970s and 1980s and said, "When EF Hutton talks..." you'd probably be greeted with an enthusiastic chorus of "People listen."

That's what I hope will happen with MPA's newest program "Artist Spotlight – The Podcast". The idea for the podcast came about 18 months ago when a local professional photographer Mitch Stringer contacted MPA to become one of our sponsors. I had never heard of Mitch and after I went through a presentation on MPA and Mitch signed on, I invited Mitch to lunch to learn more about him and his photography business.

During lunch I learned Mitch was very interested in becoming involved with MPA. I learned that Mitch knew Art Wolfe and was going to Bangladesh with him for one of Art's projects. And I also learned that Mitch had hosted a number of podcasts for Art. The wheels in my mind were certainly turning, and when I asked Mitch to help me get Art to speak on last year's "Odyssey of Light", within ten days Art had agreed to speak!

About a year ago Mitch and I met for lunch again and began discussing how he could contribute to MPA. One of my recommendations was to create a podcast series for MPA. After a few more discussions the MPA Board approved moving forward and "Artist Spotlight – The Podcast" was born. I knew immediately that Mitch would excel as host. He is very knowledgeable, well connected and has a great voice.

Graphics were designed. Podcast software was researched and obtained. Eleven of Mitch's connections had agreed to be interviewed. And October 15 of this year was targeted for the first broadcast. As of this writing Art Wolfe, Jeff Lipsky and Shawn Hubbard have been published on twelve channels including Amazon, Apple, Google, iHeart Radio, Spotify, Spreaker and YouTube. Jeff Lipsky is one of Hollywood's hottest celebrity photographers. And Shawn Hubbard is the Baltimore Ravens team photographer. We are off to a good start!!

If you haven't heard one of the podcasts, give it a listen at https://www.spreaker.com/show/artist-spotlight-the-podcast. If you find each podcast of value, then please "Like" and "Share" them. By doing so you will help MPA build our audience.

So, what does EF Hutton have to do with MPA. If we excel at podcasting as we hope to, then in the future I'm hoping that "When MPA Talks, Photographers Will Listen!!!

In Profile

Havana Doorway



Mirrored Reflections

Intense



Lightroom Post Processing Tips by Lynn Roberts

Options for Noise Reduction

If you shoot handheld in low light (or with fast shutter speeds, or both), you're frequently forced to use high ISO values. And a fast (expensive, often heavy) lens with a larger aperture, or body with a newer and better sensor, can only "buy" you so much.

Many people address the graininess that high ISO values introduce in images by purchasing a plug-in (such as Topaz Denoise or Photo AI or DxO's PureRAW programs, all of which reduce noise while also sharpening images). Lightroom's (and Photoshop's Camera Raw) "Detail" panel has always had a "noise reduction" feature, but it has never performed anywhere near as well as these plug-ins. But the plug-ins cost money, and if you use Adobe's Creative Cloud products, Lightroom and Photoshop are already costing you $120 per year. Paying for multiple plug-ins (and upgrading them each year) can start to add up.

Fortunately, Adobe released a new Noise Reduction feature to both Lightroom and Photoshop's Camera Raw in April of 2023. This enhancement is such a huge improvement that (if you don't already have a plug-in for noise reduction) you may not need to purchase new software; apply your funds toward buying something like (part of) a new circular polarizing filter for those fall colors instead. Even if you already have a noise reduction plug-in, though, it may be worth checking out Lightroom's new feature.

You'll find it under the "Detail" section of the Develop module. In this example, I'm showing you a 100% crop of a statue photographed handheld in the Vatican Museum (where you can't use flash or a tripod), at 46 mm focal length, f/4.5 aperture, 1/50 s shutter speed, and ISO 4500. I could have shot at a wider aperture and lower ISO with a faster prime lens than my Nikkor 24-120 f/4 zoom, but at the loss of flexibility in seizing unobstructed moments while walking through the (considerable) crowds. Note that to see the effect of noise reduction software, it helps to pixel peep (and to view the results on a large monitor rather than on your phone), hence the 100% crop. I've circled in orange the new "Denoise" button in the Detail section.

Above image shows new Denoise button (circled)

If you click on this button, it opens up an "Enhance Preview" window in which the image is further zoomed in.

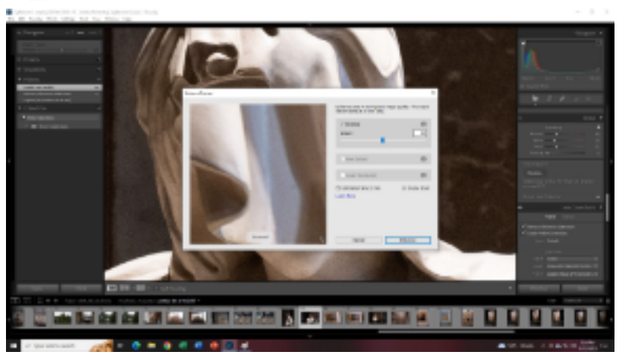

Above image shows "Enhance Preview" window with noise reduction set according to slider

You can move the region shown using the little hand, or if you prefer, click on the magnifying glass with the – sign in the lower right of the Preview window to get the entire image, then click on the region of interest. The slider on the right of the Preview window controls the amount of noise reduction you'll get. You can play with this – try either extreme, but usually something near the middle works best.

If you want to visualize a "before" and "after", click and hold in the window to see the "without enhancement" version.

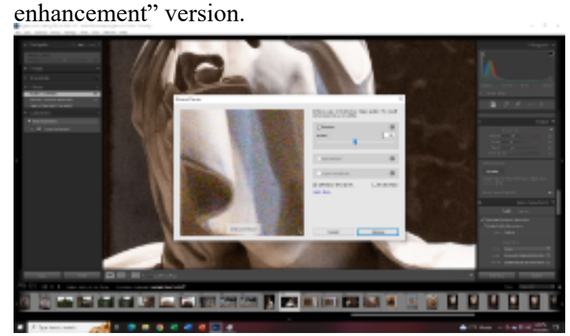

Clicking and holding within the "Enhance Preview" window will disable noise reduction

Once you're satisfied with how much noise reduction you have, click on "Enhance" and Lightroom will plug away at reducing the noise. Note that it will save the image as a new DNG (digital negative) file, with "Enhanced_NR" appended to your file name.

Final image (saved as a new DNG) with noise reduction applied

Three important things to note:

- The old noise reduction feature (should you wish to use it) is still available, only as "manual noise reduction" in the Detail panel.
- The new noise reduction feature ONLY works on RAW files. (You *do* shoot RAW, not jpeg, don't you?). It will not work on jpegs or TIFF or PSD files. Keep this in mind as you plan your workflow.
- Adobe recommends that you incorporate noise reduction before you do any masking or healing in Lightroom. (Obviously if you're cloning out distractions in Photoshop and saving the results as a PSD file, you'll need to do so *after* you do noise reduction in Lightroom).

Matt Kloskowski has released a video demonstrating this new tool. In it he compares the old noise reduction feature with the new version, as well as with Topaz Photo AI. The new denoise feature in Lightroom is clearly greatly superior to the older version, and the new version also appears to do some sharpening. Personally, I preferred the results obtained with Topaz Photo AI to even the new Lightroom noise reduction. But you should test it out for yourself! Matt's video can be viewed (for free) at: https://mattk.com/a-deeper-look-at-lightrooms-new-noise-reduction/

For myself – I'll probably continue to use either Topaz Sharpen AI (for images that are a touch soft but were shot at reasonable ISO values) or Topaz Denoise AI (for images shot at high ISO). My desktop computer is several years old, and I found Lightroom's noise reduction to be significantly slower than I encounter with either of these Topaz products. I've also heard good things about the DxO's plug-in, though I haven't tried it myself. But it's nice to have options!

Photoshop Post-Processing Tips by Phyllis Berger

Phyllis Berger has provided two Photoshop tutorials: "Modify Edge" and "Match Color". Phyllis recommends they be watched in that order.

In "Modify Edge" (4 min 46 sec), Phyllis demonstrates how to make a very precise modified selection, and also how to create an action that records that selection.

Link: https://drive.google.com/file/d/15-7ZFV2pX959_849ipUedi59jMhmKYyw/view?usp=drive_web

In "Match Color" (2 min 42 sec), Phyllis shows you how to match colors, for example, if you're pasting a subject that's a little on the cool side into a background that's a little on the warm side.

Link: https://drive.google.com/file/d/10CR6XzML5aEqZ27vP9Kvz5p66PHdq4XE/view?usp=drive_web

Photography & Technology by Kent Sutorius

PSA Honors Jim Margulis with Progress Award

I wanted to highlight a true pioneer in the field of digital color correction of photographs and one of the first people introduced to the Photoshop Hall of Fame.

At this year's annual Photographic Society of America (PSA) Photo Festival (September 27-30), Dan Margulis was honored with the Progress Award which is the highest honor given by PSA. The award has been given in the past to such people as Walt Disney, Ansel Adams, Victor Hasselblad, Jacques-Yves Cousteau, Tim Berners-Lee, and Ken Burns.

On his plaque the inscription reads, "For the authoritative work in the field of digital color correction of photographs. Establishing the usage of L*A*B* as a standard part of the repertory of high-end retouchers. Teaching that digital color correction should seek to correspond to what a human observer would see if placed in the position on the camera. Publishing techniques to emulate certain well-known reactions/attributes of the human visual system, such as chromatic adaptation and simultaneous contrast."

Dan Margulis started his career in conventional Prepress production and continued with it when it evolved into digital Prepress in the 1980's. At the infancy of desktop production in the early 1980's through the introduction of the Apple's Macintosh, Postscript, and Adobe Illustrator, Dan started being noticed for his expertise in these areas and was asked to write monthly articles in two different publications from 1993-2006 on desktop production.

Adobe introduced Photoshop in 1988 and it became the main photo color correction software. Dan started producing a series of books titled, *Photoshop Professional*. The last edition (5th) was produced in 2005.



In the mid 1990's, Dan partnered with *Ledet Training* to offer color correction courses called *Applied Color Theory*. These were live classes that that were offered for a number of years. This pair also produced an Applied Color Theory Discussion List which today is found at https://groups.io/g/colortheory. (I am a current member and have participated in Dan's color correction case studies).

In 2001 Dan was introduced as one of the first recipients to the *Photoshop Hall of Fame*.

In 2004, he release the book, *Photoshop LAB Color: The Canyon Conundrum and Other Adventures in the Most Powerful Colorspace*. LAB Color was primarily know by professional retouchers. Now anyone with Photoshop and using the book could color correct images using the LAB color space. He updated this book with 75% new material in 2015.



Around 2007, Dan introduced a new workflow around color correction by separating color and contrast in the workflow. He called this the "Picture Postcard Workflow" (PPW). He produced a series with Kelby Training and revamped his Applied Color Theory course with Ledet Training teaching PPW.

Soon after Dan introduced a book reflecting the new theory Modern Photoshop Color Workflow, and a free software program PPW as a plugin for Photoshop that automated many of the steps he had been teaching over the years. The software is still available today at http://www.moderncolorworkflow.com/blog/the-site-goes-live Resources for the book are found here: http://www.moderncolorworkflow.com/private-resources and videos are found here: https://www.youtube.com/playlist?list=PLr5Fd-ht5RVB4xIY77G766O5DogSfLtJD

Dan's last publication was a rewrite of M.E. Chevreuil's 1839 classic guide to color usage, On the Law of Simultaneous Contrast of Colors. Dan has also annountated Chevreuil's work with an additional six chapters and hundreds of graphics.

Dan Margulis is clearly a giant in the field of color correction and the use of Photoshop.

An Orchid's Proboscis and Buckteeth

A Pair of Pears

Fall Program Nights
by Sandy Nichols

Due to the end-of-year holidays, the BCC program schedule was a bit light during the months of October, November and December. But we made up for it with several Member Critique Nights, two Maryland Photography Alliance (MPA) sponsored programs, and our annual Holiday Party.

The Member Critique Night on Oct. 12th, titled "Anything Goes," gave members the opportunity to stretch their creativity and submit images for feedback that are otherwise not allowed in club competitions and critiques. With a collection of eight submitted images, ranging from Tina Whitehead's "Metamorphis" triptych to Walter Levy's "Male-Female" diptych, and Kay Muldoon-Ibrahim's "Into My Wildlife Collage," members engaged in a lively discussion and offered constructive feedback to the makers. And one member, Guy Alston, with his image titled "AI Kathy," gave us a fascinating tour through his process of training Open AI to create a series of images from one personal photo of his beautiful late wife, Kathy.

Another Member Critique Night, held Nov. 30th, was an engaging evening with 16 images submitted for review. While it was a challenge to give everyone an opportunity to present their image and receive feedback within the time allotted, it was an evening packed with helpful, insightful, and instructive comments.

On Oct. 12th, we joined the MPA's Maryland Masters Program, "From Capture to Print," with Maryland-based fine art photographer, Lester Picker, who talked about his evolution from photojournalism to more artful and mindful Black & White photography, along with his love of the natural world and interest in shedding light on the fragility of our natural environment. He also emphasized ways we can "elevate and celebrate" our photography by moving beyond the digital product to the physical product, including how the choice of paper can make the difference between good and great.

We joined another MPA program on Nov. 9th with an Artist Spotlight Webinar featuring internationally-acclaimed photographer Jennifer King on "The Fine Art of Black and White Photography." Using her background in fine art and design, along with her love of nature and landscape, Jennifer talked about the magical qualities of B&W photography, both aesthetic and emotional, and walked us through the creative process of defining our vision to create dramatic images.

And to end the year with some much-needed in-person festivities, we held our annual "Holiday Party" on Dec. 14th. It was a delightful evening catching up with our fellow members and sharing some truly mouthwatering food. Due to the lack of heat in the church, with equivalence between outside and inside temperatures, it's a tribute to all those who attended and found ways to celebrate the end of a year with camaraderie, gratitude and humor, regardless of conditions.



Bethany Sunset

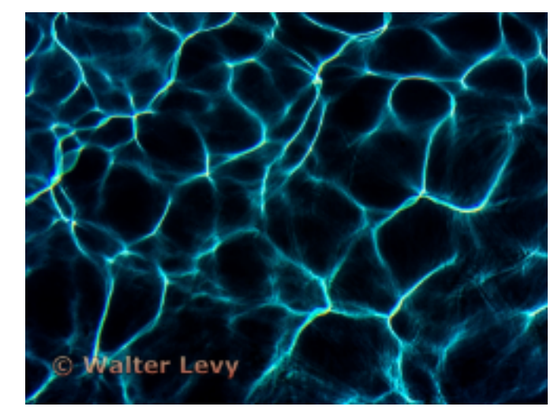

Swimming Pool Reflections

BCC at the MPA Awards Ceremony
by Lynn Roberts

The awards ceremony for the 7th Annual Maryland Photography Alliance (MPA) Contest was held (online) on October 29, 2023. This contest has become an increasingly popular competition, not only for photographers who belong to one of the MPA member clubs (such as the Baltimore Camera Club), but also for photographers who are not affiliated with any of the MPA member clubs. This event has also become an important source of revenue for the two charities to which MPA donates: the Maryland Food Bank, and "Flashes of Hope", an organization that provides free photography sessions to children suffering from cancer (more info: https://flashesofhope.org/) . (This year's revenues were donated to the Maryland Food Bank; the goal was to raise $1,000 with this year's fall competition). MPA members were all allowed to submit two images to each competition free of charge; two additional images could be submitted for a nominal charge of $10 each. Nonmembers had to pay $10 for each submission (limit of four).

There were four categories for this year's competition: Architecture; Maryland After Dark; Sports; and Nature. In total, 993 images were submitted to this year's contest, making it extremely competitive.

The most popular category was Nature, with 389 entries. Architecture came second, with 310 entries, followed by Sports (119 entries) and Maryland After Dark (115) entries. The top 1st-3rd place winners in each category received gift certificates from Service Photo and from Nations Photo Lab; in all, $2,100 in prizes was awarded. Photos that placed 1st-3rd, along with those that received Honorable Mention awards (the number of which varied according to the number of entries in each category) will be displayed in gallery shows from January-April of 2024 in the Maryland House of Delegates, and from June-September 2024 in the Activity Center at Bohrer Park in Gaithersburg. Runners-up in each category were also announced.

The three judges (all nationally known: Dennis Hammon, Susan Middleton, and Tom Bol) all did a fantastic job providing feedback on all of the images that placed, from the runner's up through the first place finishers.

Baltimore Camera Club members did well in this year's competition, earning three Honorable Mention placements in the "Sports" category: "Surfing the Pipeline", by Joan Saba; "Coming Through the Tunnel", again by Joan Saba; and "The Shadow Knows", by Bob Medalie. BCC members also earned two Honorable Mentions in the "Nature" category: "Tight Rope Member" by Paul Biederman, and "Porcupine Having Lunch" (the third image that placed this year by Joan Saba). In the Architecture category, Kaye Flamm was a runner-up for her image, "Atrium View".

As with this past year, there will also be a black and white competition, held in the spring, with results released at the annual Odyssey of Light event.

Please join us in congratulating Joan Saba, Bob Medalie, Paul Biederman, and Kaye Flamm! All of the winning images can be viewed at: mdphotoalliance.org/2023-annual-photo-contest-winners

HM (Sports) - Coming Through the Tunnel - Joan Saba

HM (Sports) - Surfing the Pipeline - Joan Saba

HM (Sports) - The Shadow Knows - Bob Medalie

HM (Nature) - Porcupine Having Lunch - Joan Saba

HM (Nature) - Tightrope Mender - Paul Biederman

Runner-Up (Architecture) - Atrium View - Kaye Flamm

Fall Trip to Mingo, WV
by Gary Faulkner

The B.C.C. in West Virginia

Oct. 13-15, 2023

It's late summer and our travel planner extraordinaire, Lewis Katz, has found another interesting lodge for the group: The Mingo Saloon and Lodge. The group formed and the hopes for peak to near peak color invaded our photographic thoughts. As the weekend approached and the weather forecast called for rain, some members of the group canceled, leaving a contingent of 6 hearty souls; Anna Grisriel, Tom Grisriel, Jim Voeglein, Mel Holden, Mike Navarre and Gary Faulkner.

It's travel day and also Friday the 13th. The weather is sunny and warm. A carpool of Mike Navarre, Jim Voeglein and Gary Faulkner start from Mike's house around 10:00 am. Stopping in Cumberland at the Crazy Pig for lunch, it was back on the road to "almost heaven, West Virginia"! (thank you John Denver).

The carpool group arrives at The Mingo Saloon near 5 o'clock, where we're greeted by the hostess Andrea, who is very charming, and who gives us our room keys. Mel Holden arrived earlier, and we met up with him in the saloon for refreshments. Next to arrive were Anna and Tom Grisriel, and dinner was ordered. The conversation around the table was lively and interesting as we all got to know new facts about each other.

Saturday's rain arrived sometime in the early morning; we all gathered for breakfast at about 7:00 am for our eye-opening coffee! A plan was concocted for the first photo op at Cass Scenic Railroad. A light mist and fog followed us during the drive to Cass. The train was at the station and passengers were getting ready to board. We gathered our camera gear and walked to a vantage point to capture steam powered beauty in wonderful moody light. Everyone was happy with the images they took, I'm sure!

Next stop Cranberry Glades. Here we found an easy ½ mile walk on a boardwalk. Clouds were parting a bit and allowed the sunlight to splash over the glades. Time for the group photo, say cheese!

Made our way back to the lodge via a wonderful scenic drive with many overlook turn offs. The light was moving across the views and making the colors alive! Arriving back at the Mingo around 4:00pm giving us time to refresh before gathering for happy hour and dinner. Delightfully pre-arranged by Lewis, stuffed chicken breast, mashed potatoes and green beans. During after-dinner conversation the owners came over to introduce themselves and inquire about our stay. They are a pleasant couple and we all enjoyed some laughs. Rooms were cozy and clean.

We said our goodnights and safe travels home!

Until next trip! Happy Photos!

Green Mount Cemetery Field Shoot
by Lynn Roberts

It was a perfect time of year for a photo shoot at the Green Mount Cemetery in Baltimore on Saturday, October 28. And what perfectly gorgeous weather Kenny Epps, our fearless field photo shoot leader, arranged for us!

I'd wanted for years to visit Green Mount Cemetery. I'd drive by it on my way to and from outreach efforts teaching science in East Baltimore public schools, and what I could see of it up on the hill intrigued me.

What I read of it online was even more interesting – dedicated in 1839, this was one of the first of the "rural" or "garden cemetery" movement burial grounds established in the United States, in part in response to concerns about overcrowding of church graveyards.

A part of the Romantic movement of the mid-1800s, such rural cemeteries glorify nature while appealing to emotions. Green Mount possesses many sculptures in the Romantic style. More than 65,000 individuals are buried here, from artists, philanthropists, pillars of industry or government to villains, including the poet Sydney Lanier; the university, hospital and medical school founder Johns Hopkins; and Abraham Lincoln's assassin John Wilkes Booth. Green Mount Cemetery was placed on the National Register of Historic Places in 1980. More information is available at: https://www.greenmountcemetery.com/

Thanks to the advance arrangements made by Kenny Epps, a dozen of us were able to gather to visit the cemetery. Kenny offered to mentor anyone who might be interested in his tips regarding issues ranging from composition to camera settings. Several individuals took advantage of his offer; most split off into small groups or wandered the pathways as individuals.

The fall foliage was at its peak, and Kenny reminded us of the upcoming themed digital competition focusing on "Trees" (to be held December 7, 2023). With more than 60 acres, there was much more than could be seen in a single visit.

As a student of photography, Kenny relates how his mentor encouraged his students to visit Green Mount Cemetery at least once each year. After spending a morning here, I can well appreciate its appeal. I look forward to returning in the spring, when the dogwood trees are in bloom. Autumn, though, reveals Green Mount at its best: the turning leaves remind us that to everything there is a season, and a time to every purpose under Heaven. A time to be born, a time to die… (And you're welcome for the ear worm!).

The Green Mount Group (Photo by Kenny Epps)

As You Sow So Shall You Reap



Maple Tree in Fall Glory

To Everything a Season

Soar Now, Life is Fleeting

Honors & Accolades

Mike Washington: Mike recently had the honor of receiving a Volunteer of the Year award at the Carroll County Community Center from their Dept. of Recreation & Parks for volunteering his services to help raise revenue for the South Carroll Dog Park. Notably, he took pet portraits with Santa and the Easter Bunny during their associated holidays. He also took photos and created videos for their annual Howloween Pawrade. The funds they raised from these activities help support the maintenance of the park and the acquisition of new equipment.

Mike has been a member of the park since its first year of opening, just before the plague. His canine companion, Odin, passed away in June at the age of 14. He was a revered member of the pack who loved to be in the middle of all scrums, is spite of his feebleness. Mike continues to be a petless member of the park and its activities.

Phyllis Berger - Phyllis exhibited October 7-29 at the Peninsula Gallery in Lewes, DE. The exhibit portrayed the evolution of a changing reality in the photography exhibition, "Transitions." https://www.peninsula-gallery.com/transitions

Phyllis will also will have a solo show at the Rehoboth Art League opening on Jan 5. She is the judge for a juried exhibition there as well. BCC members can enter.

For information and prize money: https://www.rehobothartleague.org/exhibitions/upcoming/9th-ral-regional-juried-photography-exhibition/

Phyllis also has an photographic exhibit athe the Rehoboth Art League (RAL) in the Ventures Gallery starting January 4, 2024 and runs to February 4th.

The exhibit is titled, **"The Lifted Veil"**. Quoting from the RAL website for Phyllis the meaning of the exhibitis, "And then a miracle: cataract surgery and the world is in blazing color and intensity as well as dreamy subtlety. Sunrise is now different than sunset. I can see purple! When I saw myself after surgery, every line and wrinkle revealed that time had not stood still for me. I came face to face with my mortality. And so, my journey began in the guise of a "mystic traveler" seeing and experiencing the world again in a quest to face my destiny."

For more information about her exhibit: https://www.rehobothartleague.org/exhibitions/upcoming/the-lifted-veil/

Jon Meyer - Jon Meyer's portfolio, "Just Another Pretty Landscape," after being published in LensWork #163, pp. 38-51, had a solo show at Through This Lens gallery in Durham, NC, from October 20 to November 15, 2023.

Jon Meyer had 3 images juried into Cary Photographic Artists' 16th Annual Fall Juried Show. One of his images, "Boat at the End of the Dock," was judged Best in Show.

Boat at the End of the Dock

Holiday Party
by Lynn Roberts

"Oh, the weather outside is frightful/But the fire is so delightful"

Actually, the weather outside wasn't *too* frightful – it was neither raining nor snowing. And the only indoor "fire" was a single electric heater. That particular item was needed because the church (where we met) had just installed a new furnace … that still wasn't operational by the time we held our annual holiday party on Dec. 14. The cold temperatures in the meeting room (in the 40's?) failed to dissuade some two dozen hardy souls, who still got together for a potluck meal and a lot of fun socializing. Who needs heat when we have warm hearts and warm clothing?

It was nice to see not only BCC members, but also several of their spouses (and to meet Diane Bovenkamp's son, Evan).

The club provided sandwich makings, chips, and sodas, while potluck dishes ranged from veggies and dip, salads, Haitian mac and cheese, and truly drool-inducing desserts – the best of which was a genuine Smith Island cake! (Did you know that it's actually baked in these thin layers? No one takes a standard cake and slices it into thin layers, not if they want to be able to claim it's an authentic Smith Island cake!)

My niece (and her husband) shared their recipe for Haitian mac and cheese (AKA Makawoni Au Gratin). As he's Haitian, and reached out to extended family members to formalize a recipe that had never been written down, you can regard this as "genuine".

Haitian Mac and Cheese (Makawoni Au Gratin)

Source: Susanna and Lloyd Lesperance-Banks

Ingredients:

- 1 stick salted butter
- 1 onion
- 2 bell peppers (different colors)
- 1/4 C flour
- 2 cans evaporated milk
- 8 oz sharp cheddar (shredded) + 4 oz shredded cheddar for topping
- 8 oz mozzarella (shredded)
- 1/4 C Parmesan
- 1 1/2 teaspoon pepper
- 1 1/2 teaspoon onion powder
- 1 1/2 teaspoon garlic powder
- 1 T paprika + 1 tsp
- 1 T seasoning salt
- Cooked ziti (1 lb)

Directions:

Melt 1/2 stick butter and sauté onion and pepper. Remove from pot.

Melt 1/2 stick butter, stir in flour, add milk one can at a time. Add cheeses (reserving 4 oz shredded cheddar) and stir until smooth. Add seasoning and onions and pepper. Mix sauce with cooked pasta.

Place in baking dish and top with reserved 4 oz shredded cheddar. Bake for 40 minutes at 350.

The Spread

More of The Spread

Jennifer Smutek's Pasta Salad

A Few of the BCC Members

Haitian Mac and Cheese

Smith Island cake!

October 5, 2023 Projected Digital - Theme: Water

1st Place - Associate - Mist at the Reservoir

2nd Place - Associate - A Dotted Letter "i" from Water Droplets

3rd Place - Associate - Interglatic Planetary

4th Place - Associate - Red Reflections on Ripples

5th Place - Associate - A Reflection Flipped

Honorable Mention - Associate - Rainy Daydream

1st Place - Unlimited - Morning Tack



2nd Place - Unlimited - Bethany Sunset

3rd Place - Unlimited - Yellowstone Hot Springs

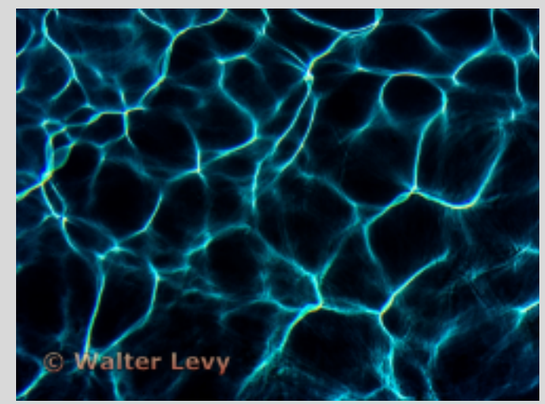

4th Place - Unlimited - Swimming Pool Reflections

5th Place - Unlimited - Pool of Serenity

Honorable Mention - Unlimited - Ice in Jokulsarlon

October 19, 2023 - Color Print Competition

1st Place - Associate - Land Wave

2nd Place - Associate - A Pair of Pears

3rd Place - Associate - Waking Up with the Sun

4th Place - Associate - An Orchid's Proboscis and Buckteeth

5th Place - Associate - What Sheep REALLY Think of Sheepdogs

Honorable Mention - Associate - Common Loon

October 19, 2023 - Monochrome Print Competition

1st Place - Associate - Hymns in the High Sierra

2nd Place - Associate - Succulent

1st Place - Unlimited - Unsettling

2nd Place - Unlimited - A Dark Study

3rd Place - Associate -Ominous Skyline

4th Place - Associate -Exelon Building

3rd Place - Unlimited - I See You

5th Place - Associate -Butterfly Queen

Honorable Mention - Associate -Artichokes for Lunch

November 2, 2023 - Projected Digital Competition

1st Place - Associate - In Profile

2nd Place - Associate - Autumn on Liberty

3rd Place - Associate - Nesting

4th Place - Associate - Fishing Hole

5th Place - Associate - Portal

Honorable Mention - Associate - Canyonlands Rock Star

1st Place - Unlimited - Batteries Not Included

3rd Place - Unlimited - A Step Back in Time

5th Place - Unlimited - Various Variations

2nd Place - Unlimited - Listening to Mother

4th Place - Unlimited - Row Boat by the Lake

Honorable Mention - Unlimited - Rural School Children in Chile

November 16, 2023 Monochrome Print Competition

1st Place - Associate - The Way In

2nd Place - Associate - SPORE-atic Blossom



1st Place - Unlimited - Buddhist Cave

2nd Place - Unlimited - Paul Biederman - A Long Way From Home

3rd Place - Associate - Shadowplay

4th Place - Associate - From Inside

3rd Place - Unlimited - Three Docks

4th Place - Unlimited - Crabbing on the Bay

5th Place - Associate - The Musician



Honorable Mention - Associate - Architectural Arc

5th Place - Unlimited - Bridge Walk

Honorable Mention - Unlimited - Richard Caplan - Pompeii

November 16, 2023 Color Print Competition

1st Place - Associate - Attack of the "QR" Codes

2nd Place - Associate - Piper at the Gates of Dawn

1st Place - Unlimited - Sunrise at Dolly Sods

3rd Place - Unlimited - Child in the Lady Slipper's Pouch

3rd Place - Associate - Autumn Breeze

4th Place - Associate - Havana Doorway

2nd Place - Unlimited - Yhe Color of a Grape Leaf

Honorable Mention - Unlimited - Intense



5th Place - Associate - Santa Maria in Trastavere

Honorable Mention - Associate - Art Deco Dash

December 7, 2023 Projected Digital Competition - Theme: Trees

1st Place - Associate - Balletic Bough

3rd Place - Associate - As Seen From the Window

5th Place - Associate - Angel Tree

2nd Place - Associate - Catalapa Branch



4th Place - Associate - Mirrored Reflections

Honorable Mention - Associate - Shedding

1st Place - Unlimited - Warming Warning

3rd Place - Unlimited - Natures Gargoyle

5th Place - Unlimited - Cathedral

2nd Place - Unlimited - Cooottonwoods



4th Place - Unlimited - Take a Bough



Honorable Mention - Unlimited - Autumn Glory

Competition Point Totals Compiled by Walter Levy

Baltimore Camera Club standings as of competition date 12/07/2023

Associate Digital		Associate Monochrome		Associate Color		Unlimited Digital		Unlimited Monochrome		Unlimited Color		MOE Points	
Linda Lund	92	Sandy Nichols	98	Guy Alston	92	Sukumar Balachandran	740	Arthur Ransome	1037	Joan Saba	658	Sukumar Balachandran	25
Phyllis Berger	86	Michael Washington	79	Jim Eichelman	84	Joan Saba	488	Gary Faulkner	378	Gary Faulkner	503	Joan Saba	23
Michael Washington	84	Walter Levy	65	Errol Bennett	80	Arthur Ransome	359	Joan Saba	377	Roger Miller	371	Jennifer Smutek	21
Sam Yaffe	79	Tina Whitehead	62	Scott Houston	74	David Paul	349	Sukumar Balachandran	346	Kay Muldoon-Ibrahim	354	Lynn Roberts	18
Chris Scroggins	62	Lynn Roberts	55	Walter Levy	73	Steven Sattler	320	Kay Muldoon-Ibrahim	330	Lewis Katz	325	Michael Washington	15
Camellia Ibrahim	58	Charles Levie	46	Thomas Anderson	72	Alan Wilder	261	Roger Miller	282	Kaye Flamm	317	James Voeglein	14
Keith Hairston	58	Camellia Ibrahim	40	Lynn Roberts	59	Kay Muldoon-Ibrahim	214	Jon Meyer	246	Sukumar Balachandran	211	Tina Whitehead	12
Errol Bennett	58	Errol Bennett	39	Charles Levie	57	Kaye Flamm	212	Kaye Flamm	211	Jon Meyer	198	Sam Yaffe	8
Tina Whitehead	47	Keith Hairston	38	George Saba	57	Charles Levie	205	Richard Eskin	188	James Voeglein	182	Thomas Gisriel	8
Nelson Smith	43	Scott Houston	36	Tina Whitehead	55	Roger Miller	205	Jim Eichelman	156	Paul Biederman	167	Guy Alston	8
Roger Johns	34	Thomas Anderson	31	Kenny Epps	49	Richard Eskin	204	Paul Biederman	152	Harry Bosk	165	Kent Sutorius	7
Diane Brunetti	30	Thomas Gisriel	31	Michael Washington	48	Walter Levy	198	Richard Caplan	141	Richard Eskin	155	Steven Sattler	6
Douglas Miller	29	Michael Navarre	29	Jennifer Smutek	48	Harry Bosk	173	Steven Dembo	141	Vella Kendall	132	Paul Biederman	6
James Horn	28	David Paul	28	Arthur Ransome	48	Vella Kendall	162	Linda Lund	136	Steven Dembo	123	Sandy Nichols	5
Guy Alston	25	Jennifer Smutek	27	Keith Hairston	46	Lewis Katz	154	James Voeglein	135	Linda Lund	107	Alan Wilder	5
Jerry Taylor	25	Guy Alston	26	Phyllis Berger	44	Kenny Epps	144	Ran Zeimer	134	Ran Zeimer	103	Chris Scroggins	4
Kent Sutorius	24	Nelson Smith	21	Kent Sutorius	38	Tony Mordente	141	Lewis Katz	127			David Paul	4
Thomas Anderson	23	Kenny Epps	16	Michael Navarre	31	Gary Faulkner	130	Vella Kendall	117			Keith Hairston	3
Jennifer Smutek	22	Jerry Taylor	14	Marilyn LeMay Patterson	27	Scott Houston	130	Harry Bosk	111			Christopher Frisone	3
Laura Kelehan	21	George Saba	13	Camellia Ibrahim	26	Christopher Frisone	127	Phyllis Berger	106			Diane Brunetti	3
Alexandria Montanio	18	Kent Sutorius	13	Vu Nguyen	21	Jim Eichelman	126					Dan Gutwein	3
Marilyn Gould	18	Vu Nguyen	8	David Paul	18	James Voeglein	125					Phyllis Berger	2
Marcus Dagold	18	Roger Johns	8	Thomas Gisriel	17	Thomas Gisriel	125					Walter Levy	2
Mel Holden	18	Diane Bovenkamp	8	Sandy Nichols	17	Diane Bovenkamp	121					Michael Navarre	2
Vu Nguyen	14	Diane Brunetti	7	Jerry Taylor	13	Ran Zeimer	118					Richard Caplan	2
Dan Gutwein	13	Marilyn LeMay Patterson	5	Nelson Smith	9	Paul Biederman	117					Douglas Miller	2
Rosalind Perry	13	Eve Bond	4	Marcus Dagold	8	Sandy Nichols	110					Jim Eichelman	2
Wendy Miller	11	Christophe Casamassima	3	Roger Johns	8	Lynn Roberts	110					Charles Levie	2
Larry Leasner	5	Peter Hauser	1	Carl Lancaster	8	Vickie Gray	109					Arthur Ransome	2
Nick & Cynthia Islin	3			Rosalind Perry	7	Michael Navarre	104					Diane Bovenkamp	1
Lisa Sartorius	2			Douglas Miller	6	George Saba	101					Kay Muldoon-Ibrahim	1
Michael Mininsohn	1			Christophe Casamassima	6	Steven Dembo	64					Michael Mininsohn	1
Deborah Davis	1			Eve Bond	5	Jon Meyer	29					Deborah Davis	1
Cyril Cook	1			Mel Holden	5							Lisa Sartorius	1
				Laura Kelehan	2								

2024 Calendar - January -March

2023/24	Event	Info
Jan 4	Print Competition 4	
Jan 11	Program 8	**David duChemin: The Heart of the Photograph"** **Description**: A compelling photograph is more than visual. It's visceral. We don't only see it, we feel it. It's more than just focusing our lenses; it's also focusing the attention of those who will experience our photographs. Great gear helps, but what about the other tools? What about juxtaposition and mystery, story, mood, depth, and energy? What about the power of a great moment? And when it comes to gear, is it enough that we have all the tools, like great optics, or should we be developing a sensitivity to the unique ways in which different focal lengths amplify the feeling of a scene when used well? **Biography:** Photographer and best-selling author David duChemin has taught this amazing craft on all seven continents, and has appeared on stages for companies like Amazon and Apple to teach the human side of this craft. With over 35 years of experience making photographs, his calling is to help photographers make photographs that are more than just sharp and well-exposed. As an international workshop leader and author of best-selling books like Within The Frame and The Soul of the Camera (both published in over a dozen languages), he's taught students this incredible craft on all seven continents. David's lecture will inspire you to go deeper with your craft and find greater joy — and freedom! — in the exploration of your vision. David's Website: https://davidduchemin.com/
Jan 18	Digital Competition 5	Open theme
Jan 25	Program 9	**Hazel Meredith: "Working with Textures & Overlays - Turn Ho-Hum into a Work of Art"** **Bio:** Hazel Meredith is an award-winning photographer and a sought-after teacher, speaker, and competition judge. She has written two eBooks on working with textures, and released two creative courses. She and her husband, Dave, produce the "Virtual Creative Photography Conference" with attendees from around the world. Hazel loves the creative aspect of photography and post- processing, especially the use of textures and software to create unique images. She is actively involved with the photographic community, and has held leadership roles and received honorary distinctions from several organizations. In the Fall of 2020 she was the recipient of the Ashbrook Award for Digital Imaging Instruction from the Photographic Society of America. **Description:** Don't delete that digital image! Do you sometimes have a shot that you really like ... a subject that is hard to capture .

2023/24	Event	Info
Jan 25	Program 9	… a place you might not get to again … but it's not perfect? Turn that "almost" good shot into a work of art by utilizing textures and overlays. Maybe it's a bird in flight – the bird looks great, but the sky is blah. Use another sky image as an overlay, or add a texture – or both! Maybe it's a nice flower shot – good color and composition, but it's not quite tack sharp. Use textures to turn it into a fine art image! Of course, you can also add textures to your best images and make them spectacular! Textures are everywhere – there are many free and for-purchase ones online. You can create your own textures within Photoshop or from photos of everyday objects. Working with layers and blending modes, there are many things you can do to create a beautiful work of art – I'll show you how! www.MeredithImages.com www.MeredithImages.wordpress.com www.Facebook.com/MeredithImages
Feb 1	Print Competition 5	
Feb 8	Program 10	**Member Critique Night** **Note:** This will be on Zoom only. There will be NO in-person meeting at the church. One image per member. Upload image to Visual Pursuits/ "Member Programs – Critiques" Gallery/'Member Critique, Feb. 8, Critique Gallery Upload Instructions
Feb 15	Digital Competition 6	**Theme: Winter**
Feb 22	Program 11	**Kenny Epps: "Lighting Demonstration, Part 3"** [Details will follow shortly]
Feb 29	Program 12	**Joseph Rossbach** [Details will follow shortly]
Mar 7	Print Competition 6	
Mar 14	Program 13	**Valerie Jardin** [Details will follow shortly]
Mar 21	Digital Competition 7	Open Theme
Mar 28	No Meeting	

Focal Point

Baltimore Camera Club

The Oldest Continually-Operating Photographic Society in the USA (Incorporated in 1884)

Parting Shot



Baltimore Camera Club is a Charter Member Club of the Photographic Society of America

Join Now - Photographic Society of America (psa-photo.org)
PSA-Member Clubs and Councils Overview
PSA Mid-Atlantic Chapter (PSA-MAC)
BCC is a Member of the Maryland Photographic Alliance
www.mdphotoalliance.org